

Entwodiksyon



Pou asiste avèk manajman modpas endividyèl, Sèvis *Enfòmasyon Teknolojik, Information Technology Services (ITS)* te pran yon pwogram baze sou Entènèt yo rele *P-Synch*. *P-Synch* la disponib pou paran yo apre yo fin etabli Parent Account Registration (Enskripsyon Kont pou Paran) yo a. Paran yo ap kab retabli modpas yo 24 èdtan 7 jou pa semèn lè yo vizite paj Entènèt la nan <https://studentsreset.dadeschools.net>

***** TRÈZENPÒTAN *****

Sèvi sèlman ak bouton Back (Dèyè) e Main (Prensipal) anndan aplikasyon an. Sèvi ak bouton pou navige Entènèt la ap lakoz yon erè.

Warning: Page has Expired

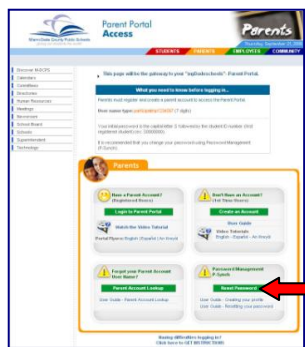
The page you requested was created using information you submitted in a form. This page is no longer available. As a security procedure, Internet Explorer does not automatically re-submit your information for you.

To re-submit your information and view this Web page, click the Refresh button.

Retounen sou paj Entènèt la e rekòmanse ankò.

Retabli Modpas Ou

Yon fwa yo fin kreye Pwofil *P-Synch* la, paran yo kab retabli pwòp modpas yo. Nan paj **Parent Portal Access (Aksè Pòtal Paran)** an nan <http://myportaldadeschools.net/parent/>,

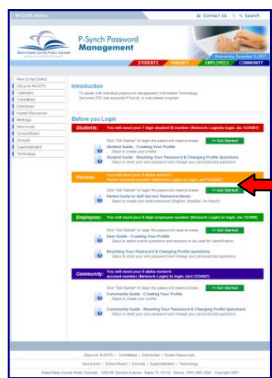


Anba **Password Management/P-Synch (Manajman Modpas/P-Synch)**,

- ▼ **Kliké Reset Password (refé modpas ou)**

Ajoute paj sa a nan Internet Favorites (Entènèt ou Favorize) yo pou w sèvi pita.

Ekran **Dadeschools P-Synch Password Reset Introduction (Entwodiksyon pou Retabli Modpas Dadeschools P-Synch)** la ap parèt.



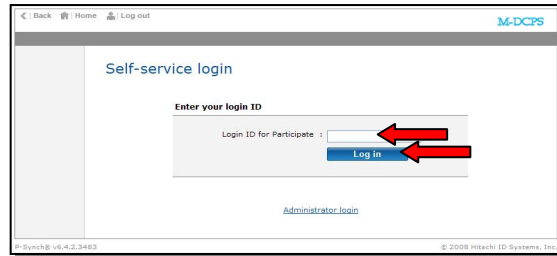
Anvan ou kòmanse, w ap bezwen 8 chif nimewo enskripsyon ou a pou konekte. (egzanp: P1234567)

Nan seksyon **Paran ki nan Before you Login (Anvan ou Konekte)** an,

- ▼ **Chwazi Get Started (Kòmanse)**

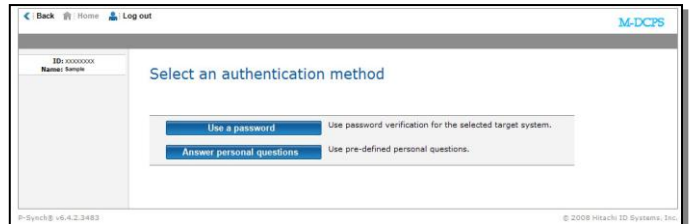
Ekran **Self-service login (koneksyon Rezo)** a ap parèt.

Nan ekran **Self-service login (koneksyon Rezo)** a,



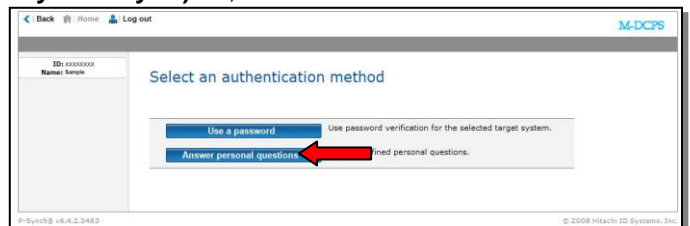
- ▼ **Tapé** 8 chif nimewo enskripsyon ou a (egzanp: P1234567; nan ka sa a, li enpòtan pou sèvi ak lèt majiskil)
- ▼ **Kliké** **Log in (Koneksyon)**

Ekran **Select an authentication method (Chwazi yon aksyon)** an ap parèt.



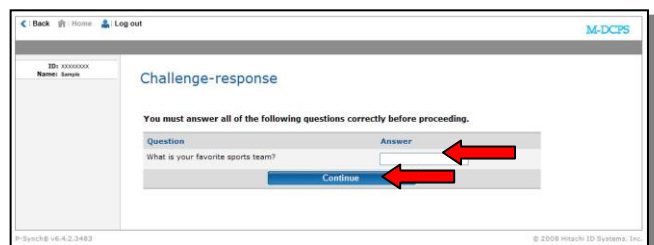
Yo dwe verifye idantite paran an anvan yo kreye yon nouvo modpas nan sèvi ak modpas kouran an oubyen nan reponn kesyon pwovokan pwofil ki te deja kreye yo.

Si yo pwosès verifikasyon an nan reponn kesyon pèsònèl, Nan ekran **Select an authentication method (Chwazi yon aksyon)** an,



- ▼ **Kliké Answer personal questions (Reponn kesyon pèsònèl)**

Ekran **Challenge-response (Repons pwovokan)** an aparèt.

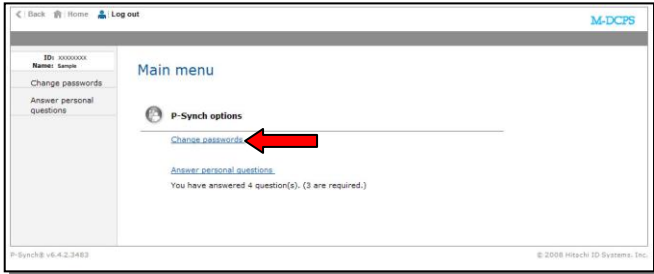


- ▼ **Tapé** repons pou kesyon ki parèt la
- ▼ **Kliké** **Continue (Kontinyé)**

Ekran **Main menu (Mena prensipal)** la ap parèt avèk aktivite modpas ki pi resan an.

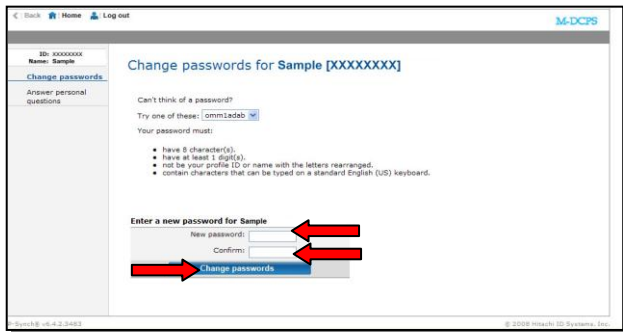
Note: Apre twa esè ki fèt san siksè pou reponn kesyon pwofil yo, y ap bloke sistèm nan pou paran an pa rantre. Pou asistans, kontakte lekòl pitit ou a.

Ekran **Main menu (Mena prensipal)** la endike aktivite modpas ki pi resan an. Li pèmèt paran yo chwazi yon nouvo modpas oubyen reponn oubyen chanje kesyon pwofil yo.



▼ **Kliké Change passwords (Changé modpas)**

Nan Ekran **Change passwords (Chwazi yon nouvo modpas)** la,



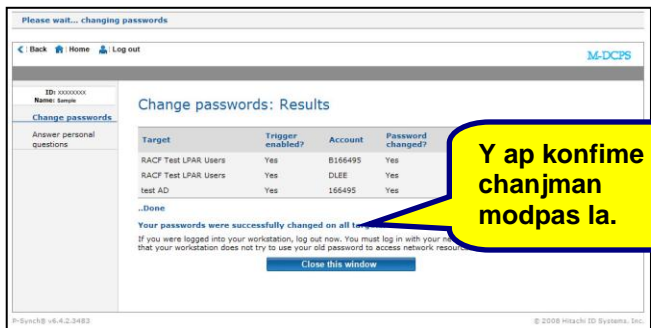
▼ **Tapé nouvo modpas la (Wè Password Requirements (Obligasyon Modpas) la anba ekran an oubyen nan pwochen seksyon dokiman sa a.)**

▼ **Tapé nouvo modpas la ankò nan domèn ki di Confirm (Konfime) a**

▼ **Kliké Changé modpas la**

Ekran **Change passwords: Results (Rezilta chanjman modpas)** la ap parèt.

Verifye mesaj konfimasyon **Change passwords: Results (Rezilta chanjman modpas)** la.



▼ **Kliké Close this window and exit (Fèmèn ekran sa a e sòti).**

Si paran an te konekte, dekonecte kounye a. Paran yo dwe konekte avèk nouvo modpas la pou asire òdinatè a pa eseye aksès anyen nan rezo a nan sèvi ak anyen modpas la.

Obligasyon Modpas yo

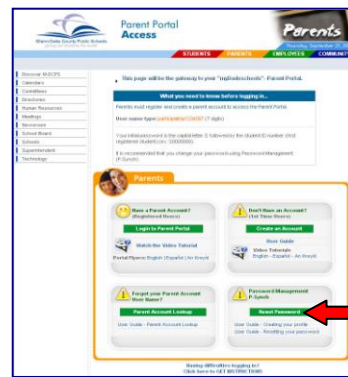
Paran yo dwe chwazi machasuiv sa yo lè y ap kreye yon modpas.

- Li dwe genyen (8) karaktè, kòmanse avèk yon lèt, yo pèmèt sèlman mak ponktyasyon @, #, \$.
- Li dwe genyen omwen (1) chif nimerik.
- Li ka se yon username (non ou sèvi) a avèk re-aranjman lèt yo.
- Li ka se yon modpas anyen.
- Li kagen yon plis pase de (2) pè karaktè k ap repete.

Chanje Kesyon Pwofil Ou

Paran yo dwe chwazi pou chanje kesyon ak repons pwofil yo.

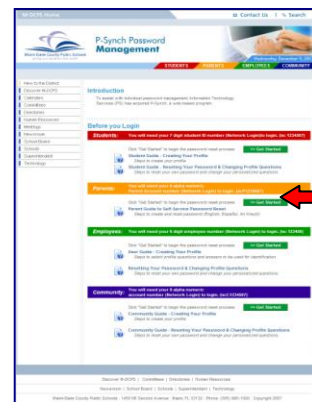
Nan paj **Parent Portal Access (Aksè Pòtal Paran)** an nan <http://myportal.dadeschools.net/parent/>,



Anba **Password Management/P-Synch (Manajman Modpas/P-Synch)**,

▼ **Kliké Reset Password (refé modpas ou)**

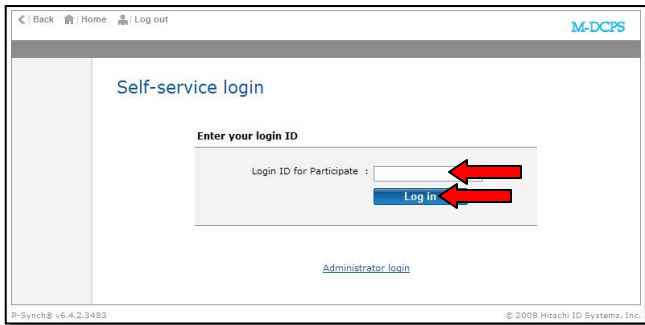
Ekran **Dadeschools P-Synch Password Reset Introduction (Entwodiksyon pou Retabli Modpas Dadeschools P-Synch)** la ap parèt.



▼ **Kliké Get Started (Kòmanse)**

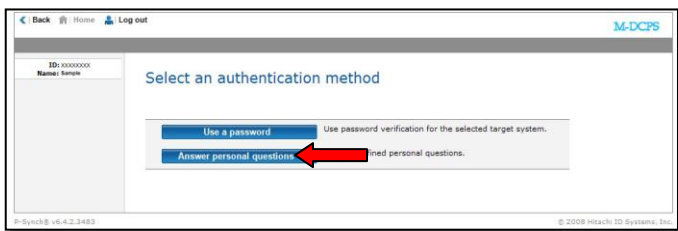
Ekran **Self-service login (Koneksyon rezo)** a ap parèt.

Nan ekran **Self-service login (koneksyon Rezo)** a,



- ▼ Tapé 8 chif nimewo enskripsyon ou a (nan ka sa a, li enpòtan pou sèvi ak lèt majiskil)
- ▼ Kliké **Log in (Koneksyon)**

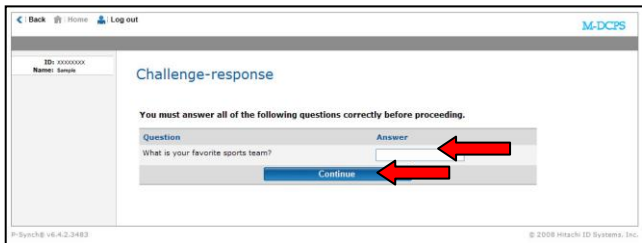
Nan ekran **Select an authentication method (Chwazi yon aksyon)** an,



- ▼ Kliké **Answer personal questions (Reponn kesyon pèsònèl)** (oubyen **Use a password**) (Sèvi ak yon modpas)

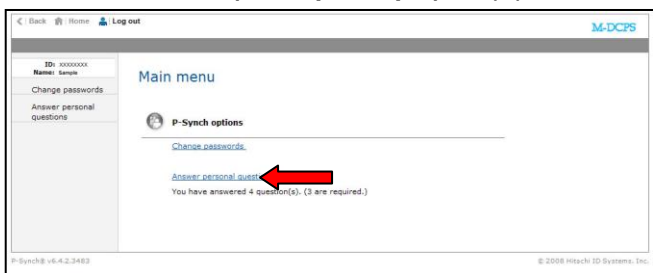
Ekran **Challenge-response (Repons pwovokan)** an ap parèt.

Nan ekran **Challenge-response (Repons pwovokan)** an,



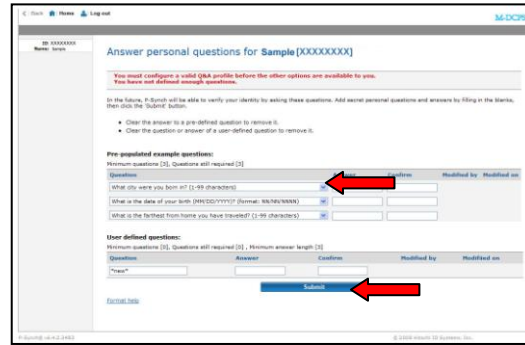
- ▼ Tapé repons pou kesyon ki parèt la
- ▼ Kliké **Continue (Kontinye)**

Ekran **Main menu (Mèna prensipal)** la ap parèt.



- ▼ Kliké **Answer Personal Questions (Reponn kesyon pèsònèl)**

Ekran **Answer personal questions (Repons pwovokan K e R [Kesyon e Repons] kouran)** an ap parèt.



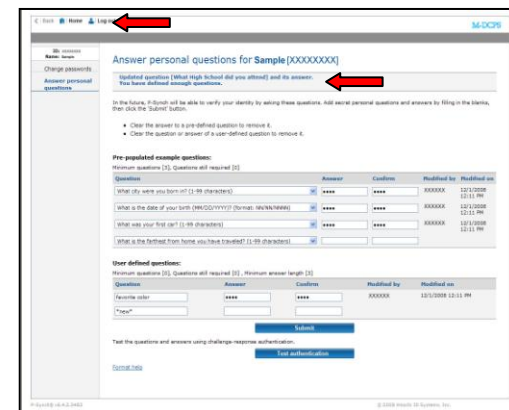
Nan ekran **Answer personal questions (Repons pwovokan K e R kouran)** an, pandan w ap sèvi ak ba space (espas) la,

- ▼ **Retire** efase not ki la yo avan ou répon Kesyon yo
- ▼ **Retire** Retire tèks oubyen repons pou yon kesyon san ou e efase li.

Nan meni k ap desann anba chak domèn yo,

- ▼ **Chwazi** yon kesyon
- ▼ Tapé repons la nan domèn **Answer (Repons)** la
- ▼ Kliké **Submit (Soumèt chanjman yo)**

Mesaj konfimasyon an ap parèt ki montre chanjman ki te fèt yo.



- ▼ Kliké Bouton **Home (Prensipal)** yo pou retounen nan ekran **Password status (estati Modpas)** la
- ▼ Kliké **Log out (Dekonekte)**

Moun Ou Kapab Kontakté pou Asistans



Pou plis asistans avèk *P-Synch Self Service Password Reset*, kontakte lekòl pitit ou a.